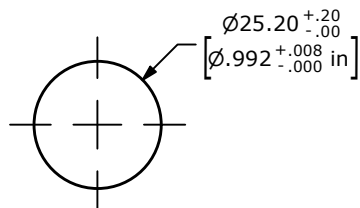
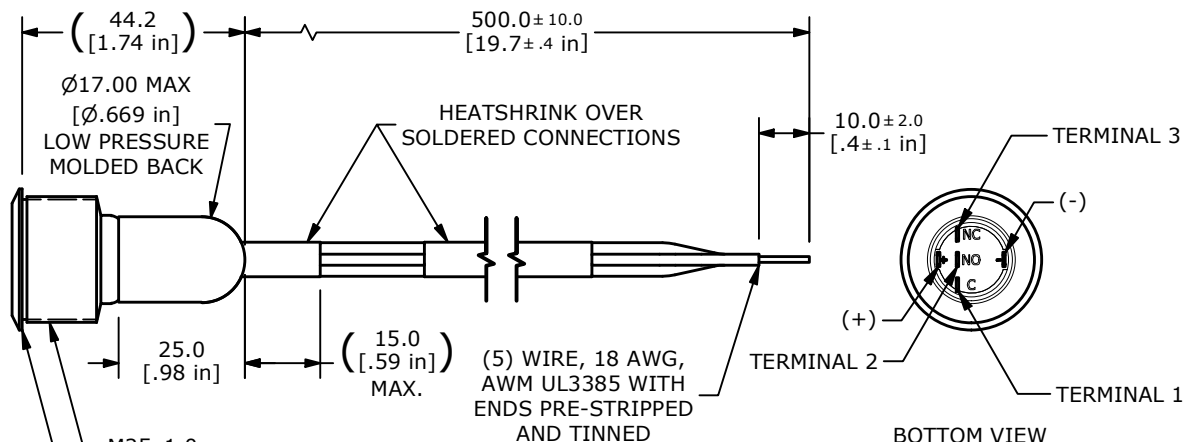



SCHEMATIC
ON - (ON) - SPDT ILLUMINATED
() DENOTES MOMENTARY



RECOMMENDED PANEL CUTOUT
MAX. PANEL THICKNESS 10.0 [.39 in]

SWITCH	WIRE	LENGTH
SW1-1	WIRE, 18 AWG AWM UL3385, YELLOW	500.0 [19.7 in]
SW1-2	WIRE, 18 AWG AWM UL3385, PURPLE	500.0 [19.7 in]
SW1-3	WIRE, 18 AWG AWM UL3385, GREEN	500.0 [19.7 in]
SW1- (-)	WIRE, 18 AWG AWM UL3385, BLACK	500.0 [19.7 in]
SW1- (+)	WIRE, 18 AWG AWM UL3385, RED	500.0 [19.7 in]



NOTES:

1. DIMENSIONS IN MM [INCH]
2. ALL MATERIAL SHALL BE ROHS COMPLIANT
3. GENERAL TOLERANCE: X.X = ±0.4
X.XX = ±0.25
4. TERMINAL NUMBERS FOR REF ONLY
5. CONTACT MATERIAL: SILVER
6. RATING: 3A 250 VAC cUL
7. OPERATING TEMP.: -20°C to 55°C
- ▲ 8. LAMP VOLTAGE: 20mA 3V
9. TRAVEL: 3.2mm
10. ACTUATION FORCE: 5.5 ±1.0 N
11. MOUNTING NUT TORQUE: 5-14 Nm
12. INGRESS PROTECTION: IP67
13. MECHANICAL LIFE: 1,000,000 CYCLES.
14. ELECTRIC LIFE: 50,000 MAKE-AND-BREAK CYCLES AT FULL LOAD.
15. INSULATION RESISTANCE: 1,000 MΩ @ 500VDC MIN.
16. DIELECTRIC STRENGTH: 2,000 VAC MIN. FOR 1 MINUTE
17. CONTACT RESISTANCE: 50mΩ MAX. @ 1A 12VDC
18. ▲ DENOTES CRITICAL PARAMETER.
- ▲ 19. SUPPLIED HARDWARE: O-RING AND HEXNUT
- ▲ 20. USE PART NUMBERS DESIGNATED OR ENGINEERING APPROVED EQUIVALENTS.

SWITCH (T980001-ULV8F2BSS331)
BODY - STAINLESS STEEL
ACTUATOR - STAINLESS STEEL
RING ILLUMINATION COLOR - GREEN



B	24262	UPDATED CHART TO 500.0 [19.7 in]	4/13/20	MJR
A	24163	NEW RELEASE	1/23/20	MJR
REV	PCR NO	DESCRIPTION	DATE	BY

TITLE ULV8FMBSS331				
SCALE	DATE	DR	DWG	REV
2:3	1/23/2020	MJR	T980901	B